

# ZENBOX<sup>AL</sup> aluminium

Probe Zenbox Aluminium lockers with solid grade laminate doors are the perfect choice for demanding environments such as Leisure Centres, Swimming Pools, Schools, Golf Clubs, Gyms, Spas, Health Centres and NHS.



## ALL ALUMINIUM BODY

This strong, lightweight and corrosion proof material is perfect for areas that may encounter water.

## ALUMINIUM EXTRUDED FRAME

The frame extrusions add strength and stability to the body and hinges.

## SOLID GRADE LAMINATE DOORS

Super strong and stylish doors available in many contemporary colours.

## DESIGNED FOR NESTING

These lockers fit flush together with no unsightly gaps perfect for nesting.



## Features & benefits

- ❑ **Aluminium body** with reduced radius corners give **full width shelf** to back of locker.
- ❑ Aluminium shelves, fixed firmly into position **adding rigidity** to the locker
- ❑ Doors manufactured from **10mm Solid Grade Laminate**
- ❑ **Plant on door** for **flush finish** with no frames visible
- ❑ Extruded aluminium frames **engineered for added strength** and stability
- ❑ **Heavy duty self-closing hinges** engineered to prevent the doors opening across adjacent compartment
- ❑ A range of **quality engineered locks** available for **wet and dry** environments
- ❑ **Alternative locks** can be designed and supplied to suit **your specific requirements**
- ❑ All lockers are supplied **fully assembled** and can be nested side by side with **no visible gaps**



Design + Supply + Installation by :  
**STORAGE DESIGN LIMITED**  
 Primrose Hill, Cowbridge  
 South Wales, CF71 7DU  
 Tel: 01446 772614  
 Fax: 01446 774770  
 web: [www.storage-design.ltd.uk](http://www.storage-design.ltd.uk)  
 email: [info@storage-design.ltd.uk](mailto:info@storage-design.ltd.uk)

**PROBE**

[www.lockercatalogue.co.uk](http://www.lockercatalogue.co.uk)

THE **LOCKER**  
Catalogue

Tel: 01446 772614

STORAGE DESIGN LIMITED  
[www.storage-design.ltd.uk](http://www.storage-design.ltd.uk)

# ZENBOX<sup>AL</sup> aluminium

AVAILABLE IN 1, 2, 3 AND 4 TIER  
Single and two tier doors subject to minimum quantity.



Greenlam  
LAMINATES




TRESIPA

Arpa



## END PANELS TO MATCH THE DOORS

End panels can be manufactured to add on to the end of locker runs or to the side of each individual locker if required.



A full range of locks available **including wet area locks** (see pages 42 & 43)

UNIT SIZE  
HEIGHT 1803mm  
WIDTHS 300 - 400mm  
DEPTHS 400 - 450 - 500mm

## STOCK DOOR COLOURS


PEARLY WHITE	DUST	DARK GREY	LIME YELLOW	LIME	RED DYNASTY	ELECTRIC BLUE
--------------	------	-----------	-------------	------	-------------	---------------

**NON STOCK COLOURS** Subject to minimum quantity of 30 doors per colour. Hundreds of other colours available from alternative Laminate manufacturers.

CREAM YELLOW	OLIVE	OZONE	DUSTY JADE	PEACOCK	BLUE GALAXY	TANGERINE	MAGFALL BEECH	BROOKS WALNUT
--------------	-------	-------	------------	---------	-------------	-----------	---------------	---------------

## LOCKER SUPPORT STANDS - ALUMINIUM

Locker support stands raise lockers off the floor, reducing impact damage and making cleaning easier. Manufactured from 25mm square aluminium section they are ideal for wet environments.



## LOCKER STAND PLINTHS

Locker stand plinths are manufactured for wet areas using 10mm Solid grade laminate to match the locker doors.


## SEATS AND STANDS - ALUMINIUM

Two colour coded Solid Grade Laminate slats and Aluminium framework form a bench seat in front of the locker, allowing full access to the locker. All units come complete with adjustable levelling feet.



## SLOPING TOP


Sloping tops are a good way of preventing litter, bags and other items being left on top of the lockers. The sloping top also makes cleaning easier. Sloping tops are essential in hygiene – sensitive applications such as the NHS or food preparation.



## CONCEALED HINGE



## SELF CLOSING HINGE



## FLUSH FRAME FOR ZERO GAP



## OPTIONAL INSET NUMBER PLATES



Greenlam  
LAMINATES

## SOLID LAMINATE 10mm FIRE CLASSIFICATION

Product has been tested for spread of flame across its surface and to classify the surface according to the test given in British Standard 476 : Part 7 : 1997. In accordance with the class definitions specified in the Standard, the test results show that the product tested has a Class One Surface Spread of Flame. Other fire classifications are available on request.

PROBE

www.lockercatalogue.co.uk

THE LOCKER  
Catalogue

Tel: 01446 772614  
www.storage-design.ltd.uk

STORAGE DESIGN LIMITED